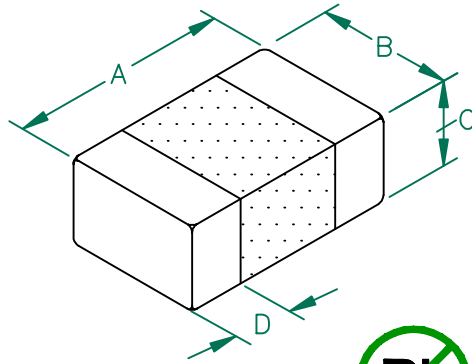


# MI0805K400R-10

**UNCONTROLLED DOCUMENT**

PHYSICAL DIMENSIONS:

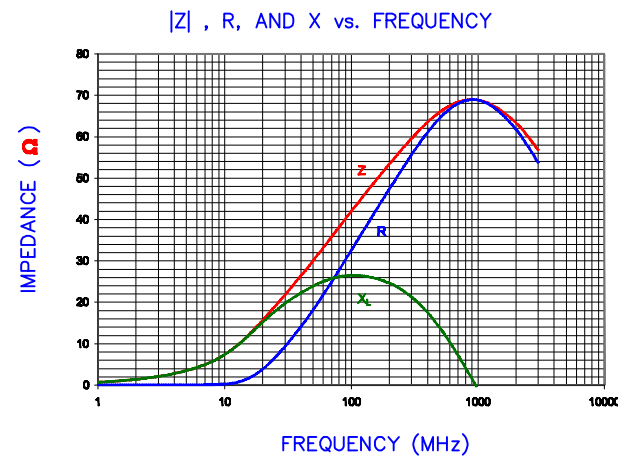
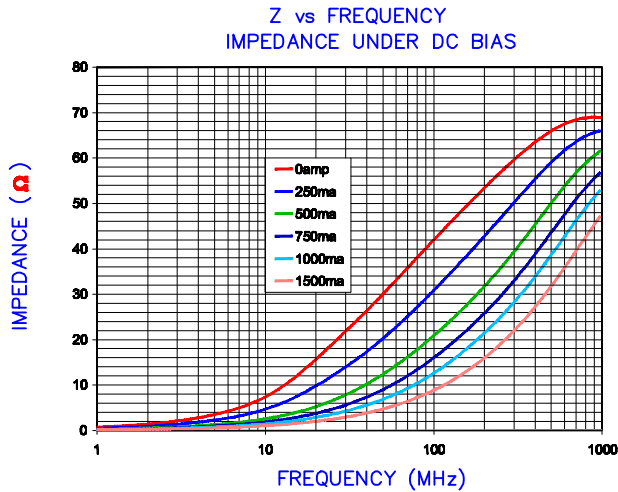
A	2.00 [.079]	+ 0.20 [.008]
B	1.25 [.049]	+ 0.20 [.008]
C	0.90 [.035]	+ 0.20 [.008]
D	0.51 [.020]	+ 0.25 [.010]



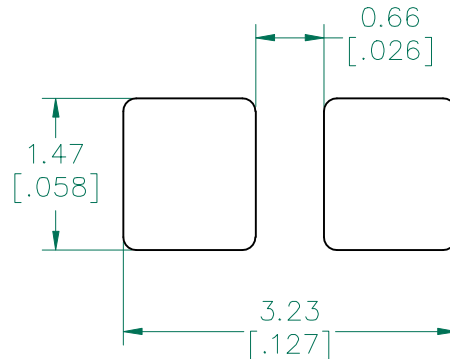
ELECTRICAL CHARACTERISTICS:			
	Z @ 100MHz (Ω)	DCR (Ω)	Rated Current
Nominal	40		
Minimum	30		
Maximum	50	0.050	1500 mA

NOTES: UNLESS OTHERWISE SPECIFIED

1. TAPED AND REELED per CURRENT EIA SPECIFICATIONS 7" REELS, 4000 PCS/REEL.
2. COMPONENTS SHOULD BE ADEQUATELY PREHEATED BEFORE SOLDERING.

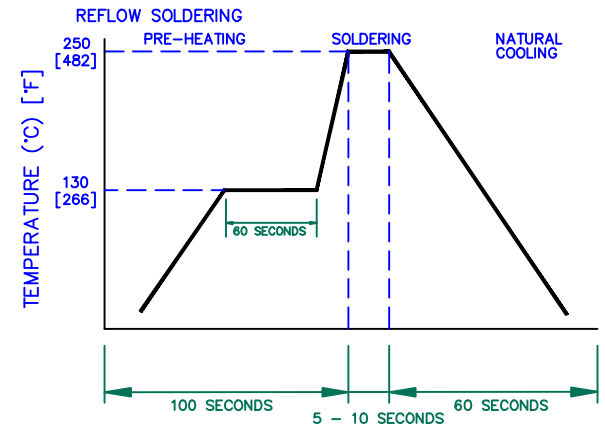


LAND PATTERNS FOR REFLOW SOLDERING



(For wave soldering, add 0.763 [.030] to this dimension.)

RECOMMENDED SOLDERING CONDITIONS



DIMENSIONS ARE IN mm [INCHES]				This print is the property of Laird Tech. and is loaned in confidence subject to return upon request and with the understanding that no copies shall be made without the written consent of Laird Tech. All rights to design or invention are reserved.			
				PROJECT/PART NUMBER:	REV	PART TYPE:	DRAWN BY:
				MI0805K400R-10	B	CO-FIRE	JRK
B	UPDATE COMPANY LOGO & ADD ROHS	08/06/08	JRK	DATE:	03/11/04	SCALE:	NTS
A	ORIGINAL DRAFT	03/11/04	JRK	CAD #		SHEET:	
REV	DESCRIPTION	DATE	INT	MI0805K400R-10-B		TOOL #	-
							2 of 2